

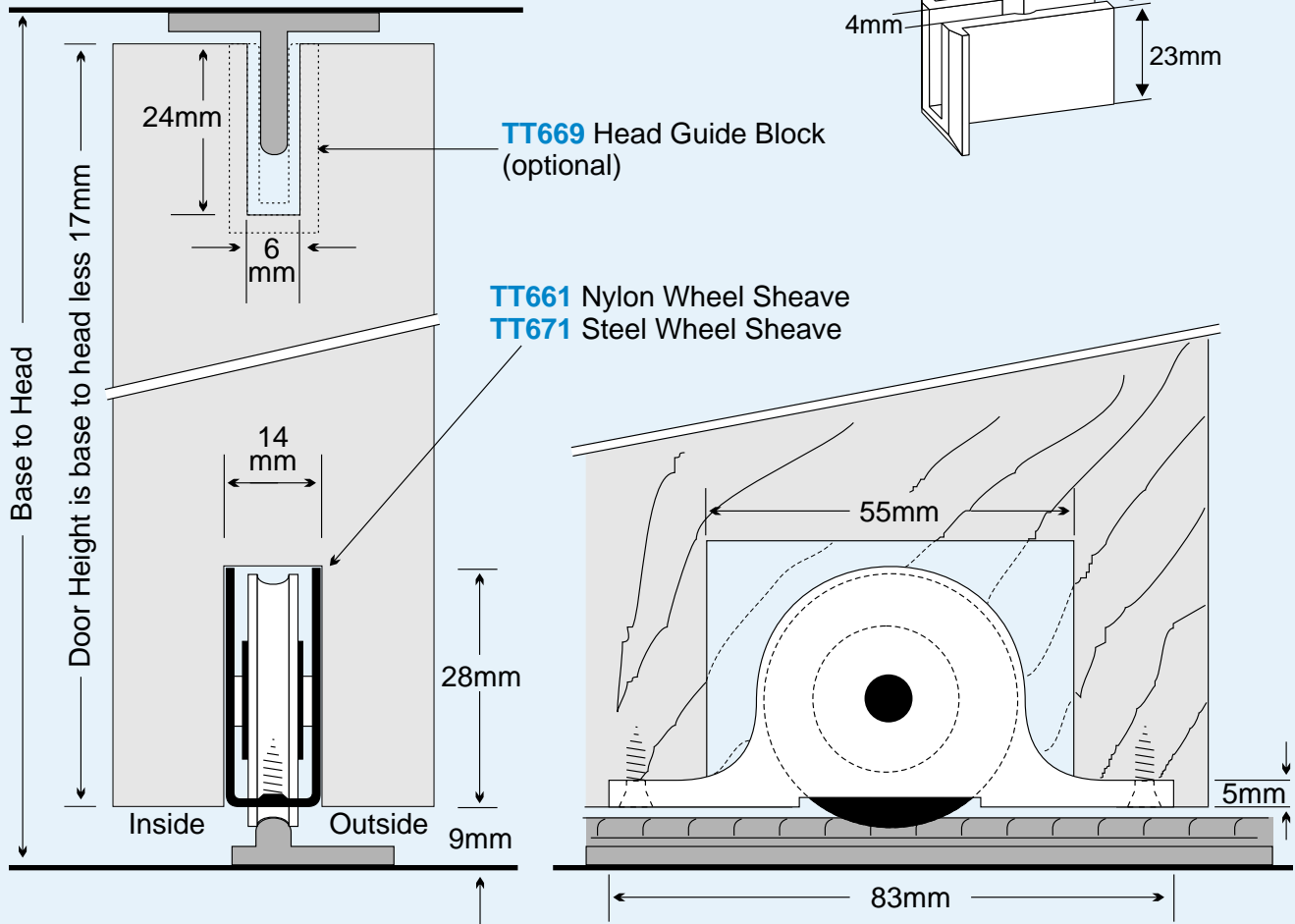
# HORIZON Sliding Door Track System

## Up to 120kg Per Door

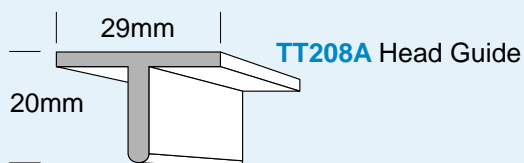
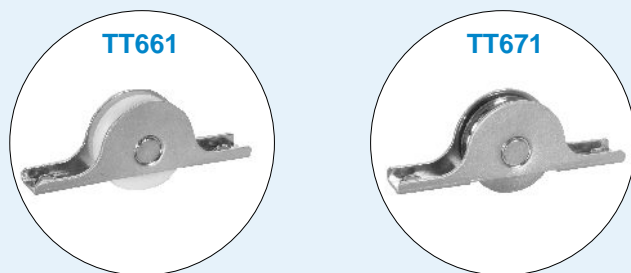
### FEATURES:

- \*TT661 - Nylon Wheel Sheave - Maximum 60kg load
- \*TT671 - Steel Wheel Sheave - Maximum 120kg load
- \*TT612 Track - Manganese Bronze for TT671
- \*TT613 Track - extruded aluminium for TT661
- \*Head Guide - extruded aluminium
- \*Designed for use with light to medium timber or timber/glass sliding doors
- \*Optional Head Guide Block - for noise reduction


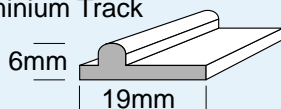
TT669 Head Guide Block - for use with TT208A



Where 2 or more doors are required, the door thickness determines the track spacing.



TT612 Manganese Bronze Track  
TT613 Aluminium Track



P661	Pack of 2 TT661 Sheaves with screws
TT661	Sheave with Nylon Wheel
P671	Pack of 2 TT671 Sheaves with screws
TT671	Sheave with Steel Wheel
TT612	Manganese Bronze Track - 2500, 3000, 3700, 4500 & 6000mm undrilled 4500 & 6000mm pre-drilled and countersunk
TT613	Aluminium Track - 2500, 3700mm Mill undrilled 4500 & 6000mm Mill & Bronze Anodised undrilled 4500 & 6000mm Mill & Bronze Anodised pre-drilled & countersunk
TT208A	Aluminium Head Guide - 2500, 3000, 3700, 4500 & 6000mm Mill undrilled 4500 & 6000mm Mill pre-drilled & countersunk
TT669	Head Guide Block