

SHELVIT Shelving System

The **SHELVIT** shelving system is one of the most popular DIY shelving systems in Australia. The system is basically comprised of *stripping, brackets, shelf rests and shelves*.

STRIPPING.

SHELVIT stripping is manufactured from roll-formed steel, is punched in either single or double slot and is pre-cut to the most popular market sizes.

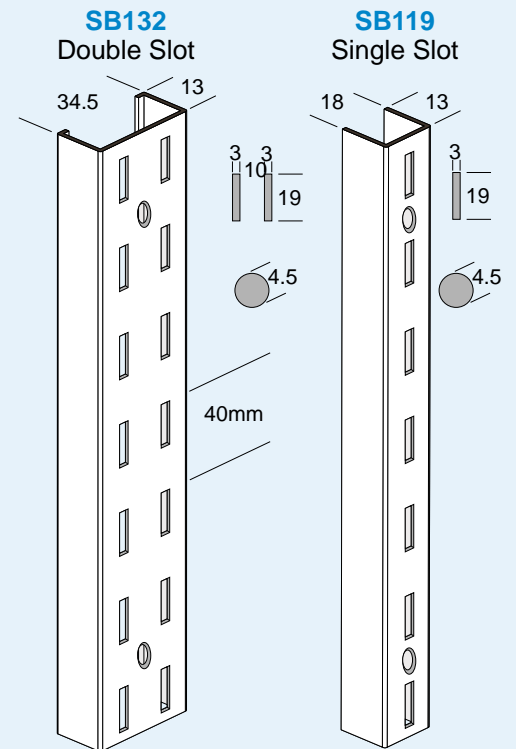
A variety of standard colours ensures that it is suitable for most decors.

Stock sizes and colours of Stripping:

Size	600	900	1200	1500	1800	2100	2400
White	S/S	S/S	S/S	S/S	S&D/S	S&D/S	S&D/S
Grey	S/S	S/S	S/S	S/S	S/S	S/S	S/S
Black	S/S	S/S	S/S	S/S	S&D/S	S&D/S	S&D/S
Chrome	S/S	S/S	S/S	S/S	S&D/S	S&D/S	S&D/S

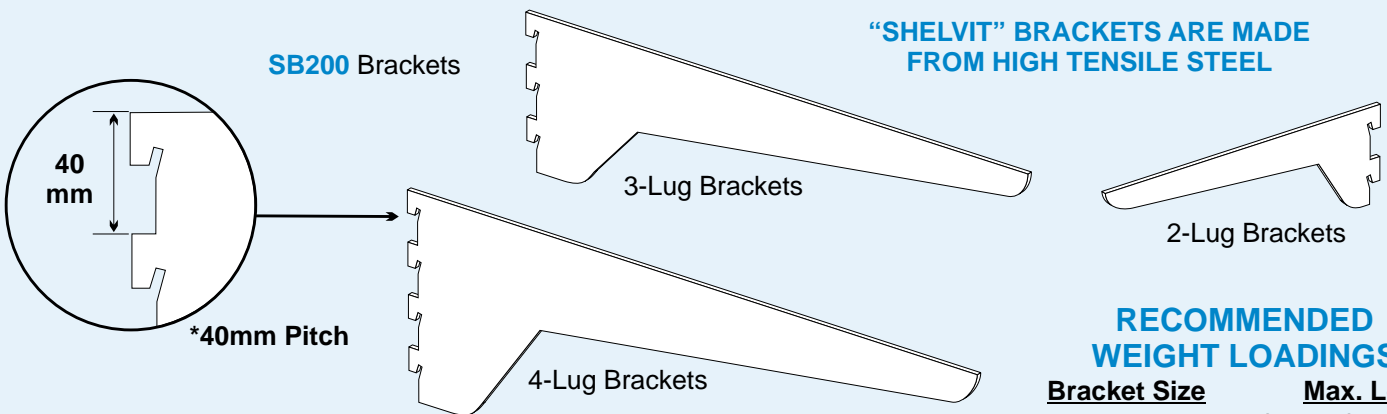
S/S = Single Slot

D/S = Double Slot



STANDARD BRACKETS.

SHELVIT brackets are made from **high tensile steel** and incorporate unique self-locking bracket lugs which hold the brackets firmly in the stripping while minimising the lateral shelf movement. The brackets are made using a 40mm pitch (distance between lugs), which is the most common pitch used in Australia. A variety of standard sizes and colours ensures that they are suitable for most decors.



Stock sizes and colours of Brackets:

Size	150	200	250	300	350	400	450	500
White	2/L	2/L	2/L	2/L	3/L	3/L	3/L	3&4/L
Grey	2/L	2/L	2/L	2/L	3/L	3/L	3/L	3/L
Black	2/L	2/L	2/L	2/L	3/L	3/L	3/L	3&4/L
Chrome	2/L	2/L	2/L	2/L	3/L	3/L	3/L	3&4/L

2/L = 2 Lug

3/L = 3 Lug

4/L = 4 Lug

Bracket Size	Max. Load
150mm	90 kg per bracket
200mm	70 kg per bracket
250mm	60 kg per bracket
300mm	60 kg per bracket
350mm	80 kg per bracket
400mm	75 kg per bracket
450mm	60 kg per bracket
500mm	45 kg per bracket

The recommended maximum loads are based upon a failure point of bracket to wallstrip, not wallstrip to wall. Loadings are assumed to be static loads spread evenly over the entire shelf.

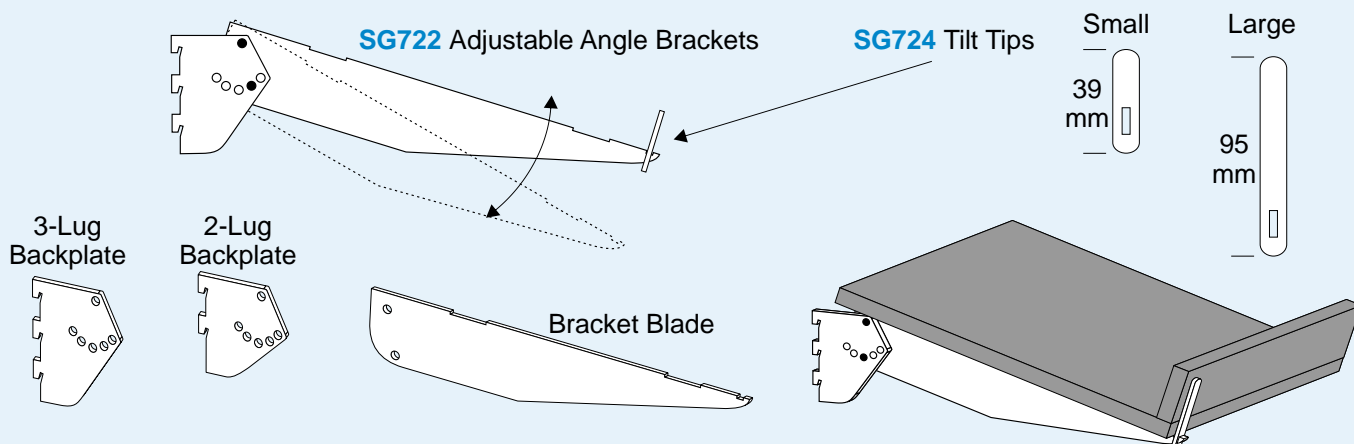
SHELVIT Shelving System

OTHER BRACKETS.

As well as the standard **SHELVIT** brackets, there are special purpose brackets for angled shelves and hang rails. These brackets are made to work basically the same as the standard brackets.

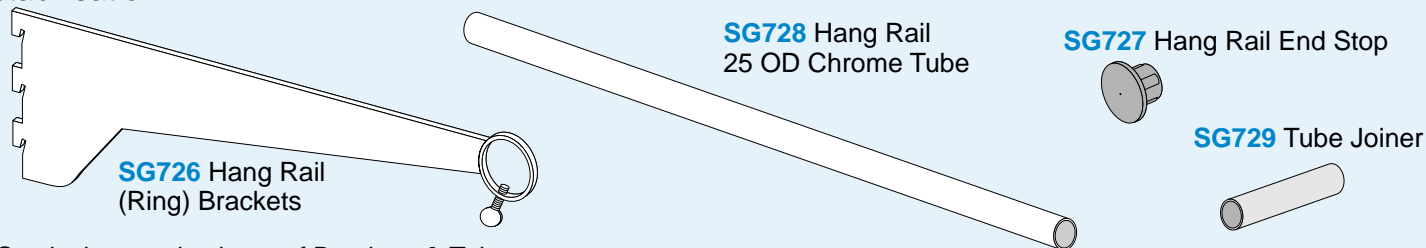
ADJUSTABLE ANGLE BRACKETS.

These brackets are often used where angled shelves are required. They are made in two parts, a lugged backplate and a bracket blade, are rivetted together and are held on the angle by a wingnut and screw. The backplates come in 2-lug for sizes from 150mm to 300mm and in 3-lug from 350mm to 450mm. The bracket blade has 2 shelf rest locating cut-outs and a cut out for the optional tilt tips. The five angle settings, ranging from horizontal to 70° (in 17.5° increments), allow for versatility in product display.



HANG RAIL (RING) BRACKETS.

These brackets are used to hold a hanging rail (25mm O.D. tube) which is to support items such as coat hangers. The brackets are standard 3-lug type in 280mm and 350mm and have a ring welded to the tip. This ring will accept up to a 25mm Diam tube and has a thumb screw tapped into one side for stabilisation.



Stock sizes and colours of Brackets & Tube:

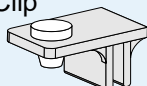
Size	150	200	250	280	300	350	400	450	TUBE	TUBE
White	A	A	A	R	A	A & R	A	A	-	-
Chrome	A	A	A	R	A	A & R	A	A	1200	1800

A = Adjustable Angle R = Ring

SHELF RESTS.

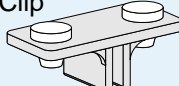
Optional plastic shelf rests can be used with either glass or timber shelves to reduce movement. The rubber "grommet" helps minimise movement of glass shelves but may also be removed to allow for screwing to a timber shelf.

SB290
End Clip



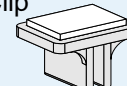
(With Grommet)

SB291
Centre Clip



(With Grommets)

SB292
Square Clip

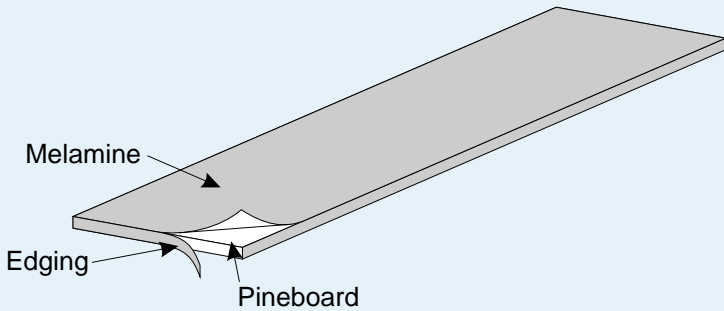


(With Pad)

SHELVIT Shelving System

TIMBER SHELVES.

The **SHELVIT** system can be complimented by our range of timber shelves. These 16mm shelves are manufactured from pineboard and are finished in a coloured melamine. Shelves are stocked in 600 x 150, 200 and 900 & 1200mm wide x 150, 200, 250 & 300mm deep and are available in White (**SB300 Series**) and Black (**SB400 Series**).



TIMBER SHELF STOCK SIZES

600 x 150mm	900 x 150mm	1200 x 150mm
600 x 200mm	900 x 200mm	1200 x 200mm
	900 x 250mm	1200 x 250mm
	900 x 300mm	1200 x 300mm

TIMBER SHELF STOCK COLOURS

White	Black
-------	-------

SPECIAL MIRROR STRIPPING.

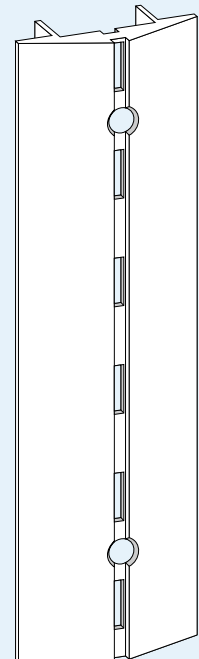
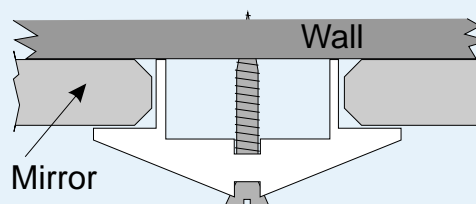
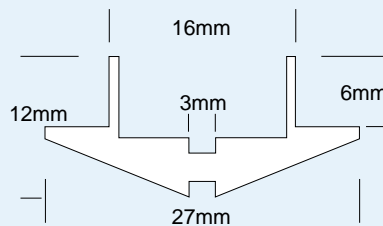
A special stripping has been developed for use over a mirror back panel. This stripping, **R53**, has been designed for use in bars and bathrooms where mirror panels are often used. It is an extruded aluminium stripping which is available in 2100mm lengths in the stock finishes of Polished Silver, Polished Gold, Clear (Matt) Anodised and may also be Powdercoated in White, Black, Vanilla and Grey. Lengths of 1200mm are also available in Polished Silver and Polished Gold.

The standard range of **SHELVIT SB200** brackets (and colours) can be used with the R53 as well as a special Showcase Gold finish which is used with the Polished Gold extrusion. Showcase Gold brackets are available in 150, 200, 250, 300, 350, 400, 450 & 500mm lengths.

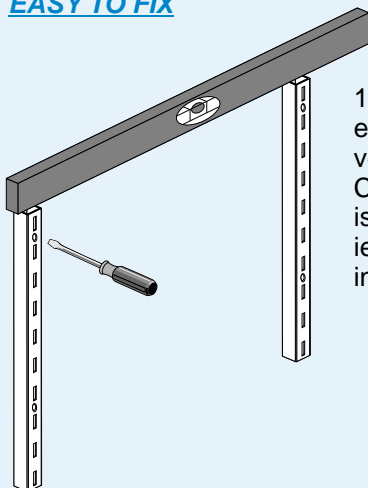
R53 Stripping

Stock sizes and colours of R53:

Size	2100	1200
Polished Silver	Stock	Stock
Polished Gold	Stock	Stock
Clear Anodised	Stock	N/A
Powdercoat	P.O.A.	P.O.A.
Mill Finish	P.O.A.	P.O.A.

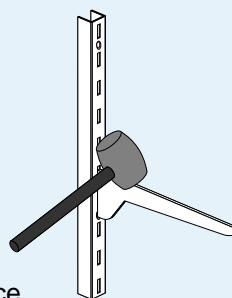


EASY TO FIX



1. Fix stripping to wall ensuring that they are vertical and level. Check that all stripping is the same way up. ie. Check that slots are in line.

2. Place brackets into slots and knock down firmly with a rubber mallet to lock into place.



3. Fit plastic clips to front & rear of each bracket and place shelf into position. For timber shelves rubber grommets may be removed and replaced by screws.

